

# INSTITUTE FOR PLASMA RESEARCH

An Aided institute of department of Atomic Energy, Govt. of India)  
Near Indira Bridge, Bhat. DIST.GANDHINAGAR - 382 428 (INDIA)  
PHONE :(079-2396 2000),FAX :91-079-23962277  
Web : www.ipr.res.in

## MINOR FABRICATION WORKS ENQUIRY

Office Copy

ENQUIRY NO :IPR/MFW/21-22/129

Date : 23-02-2022

**Due Date : 08-03-2022 13:00 IST**

Please send your offer in sealed envelope specifying Inquiry No, Date & Due Date, ALONG WITH your credentials for the following items:

Important Note:

Please note that e-mail quotations are not acceptable however you may send your queries (if any) to **ranjana@ipr.res.in**

Please Ensure that your sealed quotation reaches this office not later than above mentioned due date and time.

Kindly go through the following document properly before Quoting which are available on the IPR web portal i.e., <http://www.ipr.res.in/documents/tenders.html/> attached here with.

1. Technical specification as enclosed.
2. Instruction to the bidders & terms and Condition (refer Form NO:**IPR-MFW-01-V1**)
3. Bidding format(refer Biddingformat MFW-Bid.pdf)

GST fro Goods and Services (IGST/CGST/SGST TAX BENEFITS): PLEASE REFER clause no:8 of Form No:**IPR-MFW-01-V1**

QUOTATION SHOULD BE ADDRESSED TO **RANJANA GANGRADEY** ONLY.

Sr.No.	Description	Quantity	Rate
1	Fabrication, testing and supply of customized "Vacuum chamber with dome assembly" as per the specifications.	1	No.

### Free Issue Material

Sr.No.	Description	Quantity	Unit	Value
--------	-------------	----------	------	-------

Note : Please quote with complete technical details (Technical Compliance sheet and product data sheet)

Encl:As per attachment

Sd/-  
RANJANA GANGRADEY  
Scientific Officer-G

## **Tender/Specification Document for “Vacuum chamber with dome assembly”**

### **[1]. Introduction:**

The tender for the fabrication, testing and supply of customized “Vacuum chamber with dome assembly” is mainly aimed for the fabrication of ISO 250 AVS vacuum dome, ISO 300 intermediate vacuum chamber with adapter flange, bottom vacuum chamber, and copper sample holder plate. All the above with required ports and accessories as per drawings provided by IPR, their leak testing at factory and supply to IPR.

**Note: ISO 250 AVS dome's top must be at 5 deg angle as mentioned in drawing.**

**Note: ALL 35CF port ID must be ~ 36 mm**

### **[2]. Fabrication and supply of following components**

**Table 1: Fabrication components**

<b>Sr. No.#</b>	<b>Component name</b>	<b>Quantity required</b>	<b>Drawing number</b>
01	ISO 250 VACUUM CHAMBER	01	IPR/SCTS/CH-01
02	300mm VACUUM CHAMBER	01	IPR/SCTS/CH-02
03	300mm BOTTOM VACUUM CHAMBER	01	IPR/SCTS/CH-03
04	ADAPTOR FLANGE 250 TO 300	01	IPR/SCTS/F04
05	BASE FLANGE	01	IPR/SCTS/F05
06	SAMPLE HOLDER	01	IPR/SCTS/F06
07	System Assembly	Reference only	IPR/SCTS/ASSLY
08	ADDI. CLOSE COVER FLANGE	01	IPR/SCTS/F06

### **Accessories required (to be supplied to IPR):**

**Table 2: Accessories and other supplies**

<b>Sr. No.#</b>	<b>Component name</b>	<b>Quantity required</b>
01	35 CF Copper gaskets	60 Nos.
02	63 CF Copper gaskets	20 Nos.
03	35 CF Blank	06 Nos.
04	63 CF Blank	02 Nos.
05	Viton “O” ring (ID=326,OD=334)	2 Nos.
06	Viton “O” ring (ID=328,OD=336)	2 Nos.
07	Viton “O” ring (ID=265,OD=273)	2 Nos.
08	Viton “O” ring (ID=140,OD=147)	2 Nos.
09	Standard 35CF to 40KF adapter	02 Nos.
10	40KF Angle Valve (Manually operated, bellow sealed and Leak rate $\leq 1\text{E-}9$ mbar-l/s)	02 Nos.

**Note:** Spares and accessories to be used during factory testing are exclusive of the above requirement. Vendor must use their own spare gaskets and accessories during the leak testing and other necessary testing. **Quotation must be inclusive of accessories, blank flanges and fitting nut-bolts.**

### [3]. Specification/Compliance

Sr.#	Particulars	Specification/Requirements
01	Fabrication of following components.	<ul style="list-style-type: none"> <li>• ISO 250 VACUUM CHAMBER (1 No.)</li> <li>• 300mm VACUUM CHAMBER (1 No.)</li> <li>• 300mm BOTTOM VACUUM CHAMBER. (1 No.)</li> <li>• ADAPTOR FLANGE 250 TO 300. (1 No.)</li> <li>• BASE FLANGE. (1 No.)</li> <li>• SAMPLE HOLDER. (1 No.)</li> <li>• Close cover (1 No.)</li> <li>• <b>Note:</b> <u>Necessary stainless steel (SS) nut-bolts with suitable washers for all vacuum chambers including its ports connection, and flanges will be supplied by vendor.</u></li> </ul>
02	Working temperature at IPR	<ul style="list-style-type: none"> <li>• Room temperature to 150 deg C repeated baking (~ 100 hours)</li> </ul>
03	Material	for component 1 to 5, 7 and 8 SS304 ( <b>material test certificates to be submitted to IPR along with supply</b> ) for component 6, 99.9% pure copper ( <b>material test certificates to be submitted to IPR along with supply</b> )
04	Coating and other	<ul style="list-style-type: none"> <li>• For all vacuum chamber component 1 to 3 and SS304 components : <b>Internal Electro-polished only</b></li> </ul>
05	Dimensions	As per drawings. <b>Fabrication drawings have to be generated by the vendor as per IPR requirements.</b>
06	Factory testing	Vendor must carry out helium leak testing (with suitable helium leak detector) at factory and the acceptable leak rate for all the weld joints is $\leq 5E-10$ mbar-l/s
07	Warranty	Warranty for 1 year after the acceptance testing at IPR. <ul style="list-style-type: none"> <li>• Any defect on material and welding joints will have to be re-welded or repaired/replaced by the vendor. In case of repairing vendor can do the repairing at IPR or they may take the chamber at their factory and after necessary repairing and testing they can send back to IPR with no additional cost to IPR.</li> <li>• Provide a warranty certificate along with the supply, mentioning the above points.</li> </ul>

### [4]. Delivery:

Within 4 (Four) months after the purchase order date.

### [5]. Factory testing

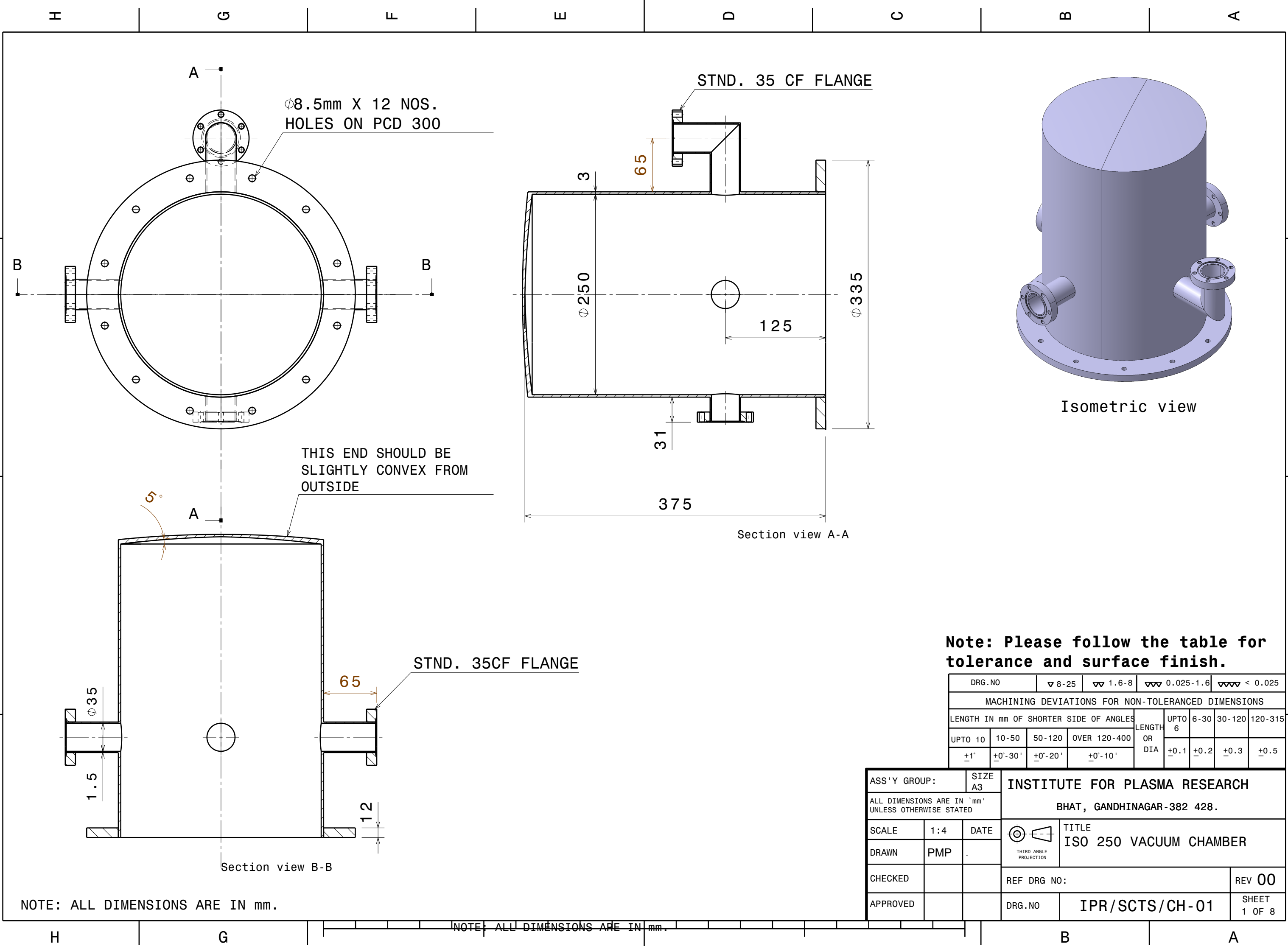
Vendor must carry out helium leak testing (with suitable helium leak detector) at factory and the acceptable leak rate for all the weld joints is  $\leq 5E-10$  mbar-l/s. Test report to be submitted to IPR before supply.

**[6]. List of documents to be submitted**

<b>Sr. No.#</b>	<b>Documents required</b>	<b>Submission timeline</b>	<b>Vendor's Action</b>
01	Fabrication drawings	Before fabrication start	To be submitted to IPR for review.
03	Factory test report	After the fabrication	To be submitted to IPR for review and dispatch clearance.
02	Material test certificates	After material receipt and finalizing the material for fabrication	To be submitted to IPR along with supply items.

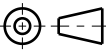
**[7]. Acceptance:**

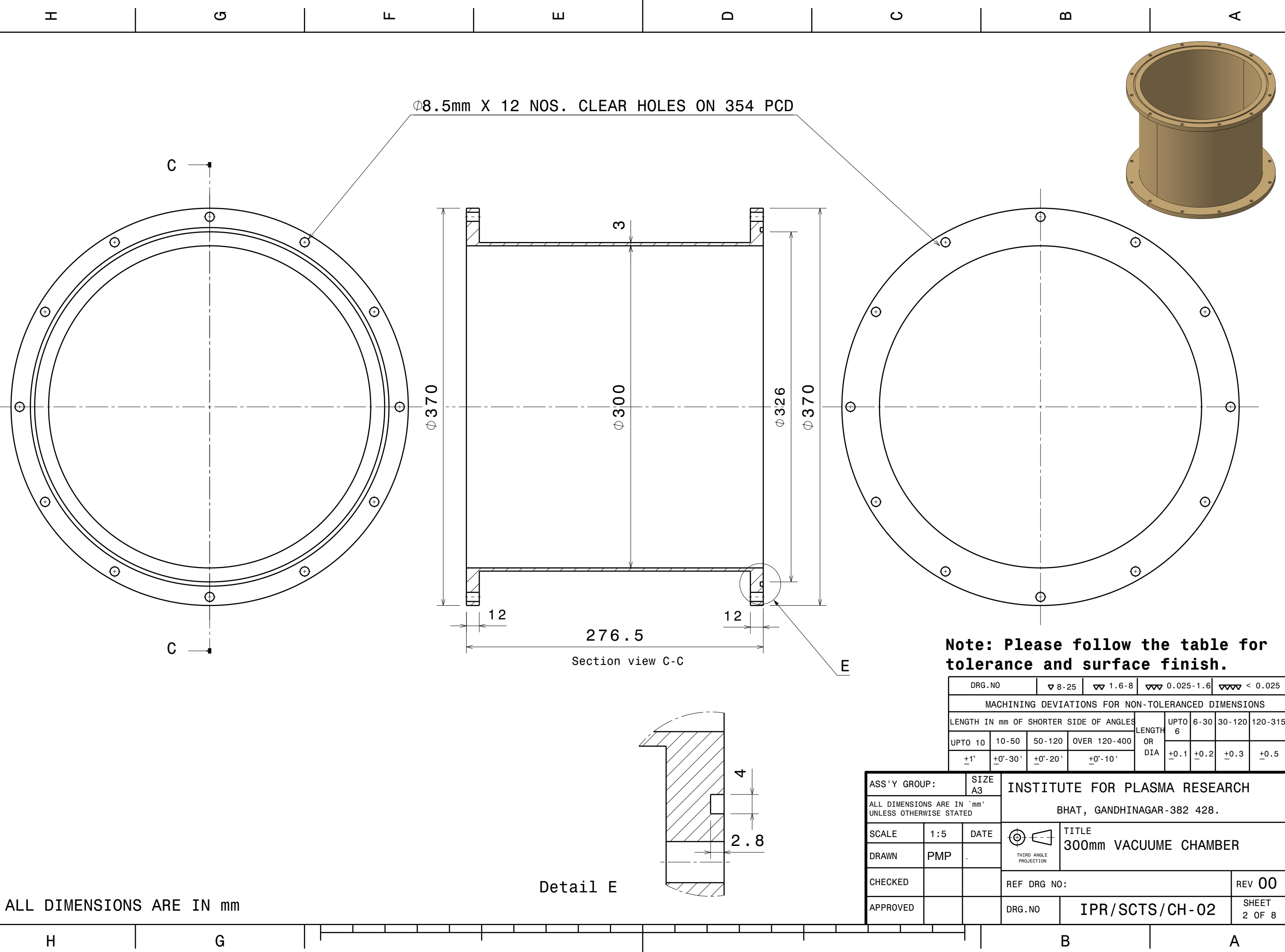
- Final acceptance will be provided after the performance leak testing at IPR.
- IPR will carry out helium leak testing (with helium leak detector) and the acceptable leak rate for all the weld joints will be  $\leq 5E-10$  mbar-l/s



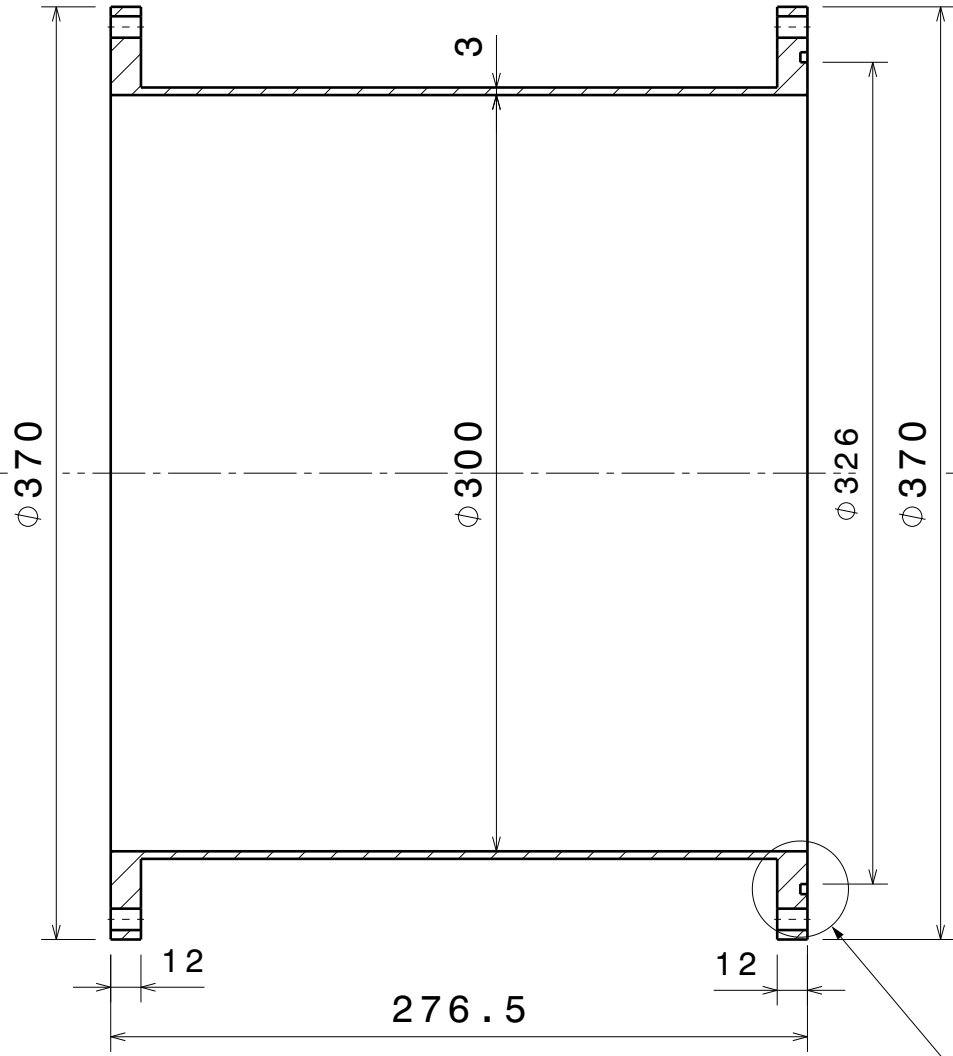
**Note: Please follow the table for tolerance and surface finish.**

DRG.NO	▽ 8-25	▽ 1.6-8	▽ 0.025-1.6	▽ < 0.025
MACHINING DEVIATIONS FOR NON-TOLERANCED DIMENSIONS				
LENGTH IN mm OF SHORTER SIDE OF ANGLES				LENGTH OR DIA
UPTO 10	10-50	50-120	OVER 120-400	
±1'	±0'-30'	±0'-20'	±0'-10'	±0.1
				±0.2
				±0.3
				±0.5

ASS'Y GROUP:		SIZE A3	INSTITUTE FOR PLASMA RESEARCH		
ALL DIMENSIONS ARE IN `mm' UNLESS OTHERWISE STATED			BHAT, GANDHINAGAR-382 428.		
SCALE	1:4	DATE	 THIRD ANGLE PROJECTION	TITLE ISO 250 VACUUM CHAMBER	
DRAWN	PMP				
CHECKED			REF DRG NO:		REV 00
APPROVED			DRG. NO	IPR/SCTS/CH-01	SHEET 1 OF 8



Ø8.5mm X 12 NOS. CLEAR HOLES ON 354 PCD

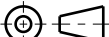


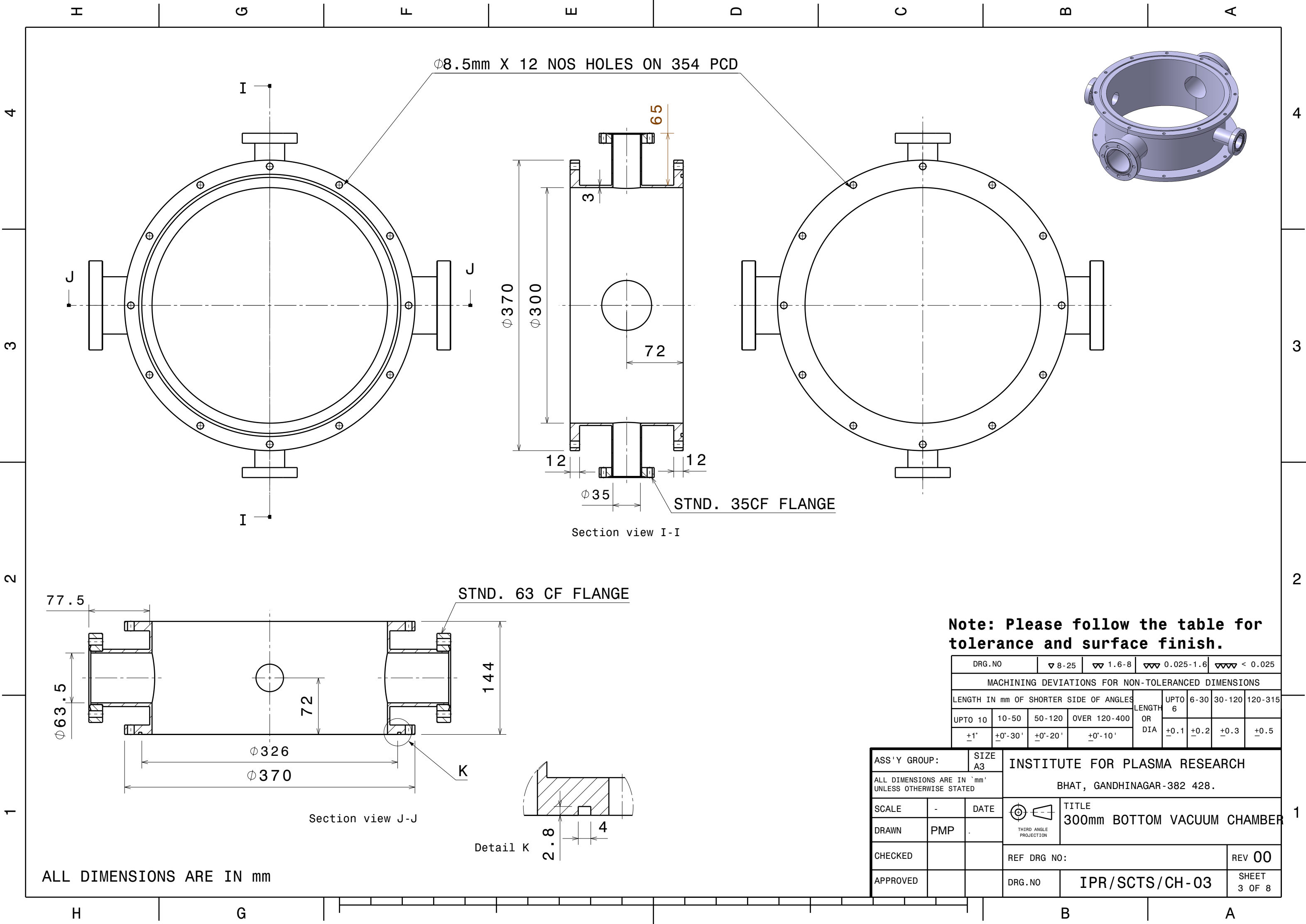
276.5  
Section view C-C

Detail E

**Note: Please follow the table for tolerance and surface finish.**

DRG.NO		▽ 8-25		▽▽ 1.6-8		▽▽▽ 0.025-1.6		▽▽▽▽ < 0.025	
MACHINING DEVIATIONS FOR NON-TOLERANCED DIMENSIONS									
LENGTH IN mm OF SHORTER SIDE OF ANGLES				LENGTH OR DIA	UPTO 6	6-30	30-120	120-315	
UPTO 10	10-50	50-120	OVER 120-400						
<u>+1°</u>	<u>+0°-30'</u>	<u>+0°-20'</u>	<u>+0°-10'</u>		<u>+0.1</u>	<u>+0.2</u>	<u>+0.3</u>	<u>+0.5</u>	

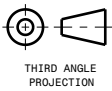
ASS'Y GROUP:		SIZE A3	INSTITUTE FOR PLASMA RESEARCH		
ALL DIMENSIONS ARE IN 'mm' UNLESS OTHERWISE STATED			BHAT, GANDHINAGAR-382 428.		
SCALE	1:5	DATE	 THIRD ANGLE PROJECTION	TITLE 300mm VACUUME CHAMBER	
DRAWN	PMP				
CHECKED				REF DRG NO:	
APPROVED			DRG.NO	IPR/SCTS/CH-02	SHEET 2 OF 8



ALL DIMENSIONS ARE IN mm

**Note: Please follow the table for tolerance and surface finish.**

DRG.NO	▽ 8-25	▽▽ 1.6-8	▽▽▽ 0.025-1.6	▽▽▽▽ < 0.025
MACHINING DEVIATIONS FOR NON-TOLERANCED DIMENSIONS				
LENGTH IN mm OF SHORTER SIDE OF ANGLES				LENGTH OR DIA
UPTO 10	10-50	50-120	OVER 120-400	
±1'	±0'-30'	±0'-20'	±0'-10'	±0.1
				±0.2
				±0.3
				±0.5

ASS'Y GROUP:		SIZE A3	INSTITUTE FOR PLASMA RESEARCH		
ALL DIMENSIONS ARE IN `mm' UNLESS OTHERWISE STATED			BHAT, GANDHINAGAR-382 428.		
SCALE	-	DATE	 THIRD ANGLE PROJECTION	TITLE 300mm BOTTOM VACUUM CHAMBER	
DRAWN	PMP	-			
CHECKED				REF DRG NO:	
APPROVED			DRG.NO	IPR/SCTS/CH-03	SHEET 3 OF 8



H G F E D C B A

4

3

2

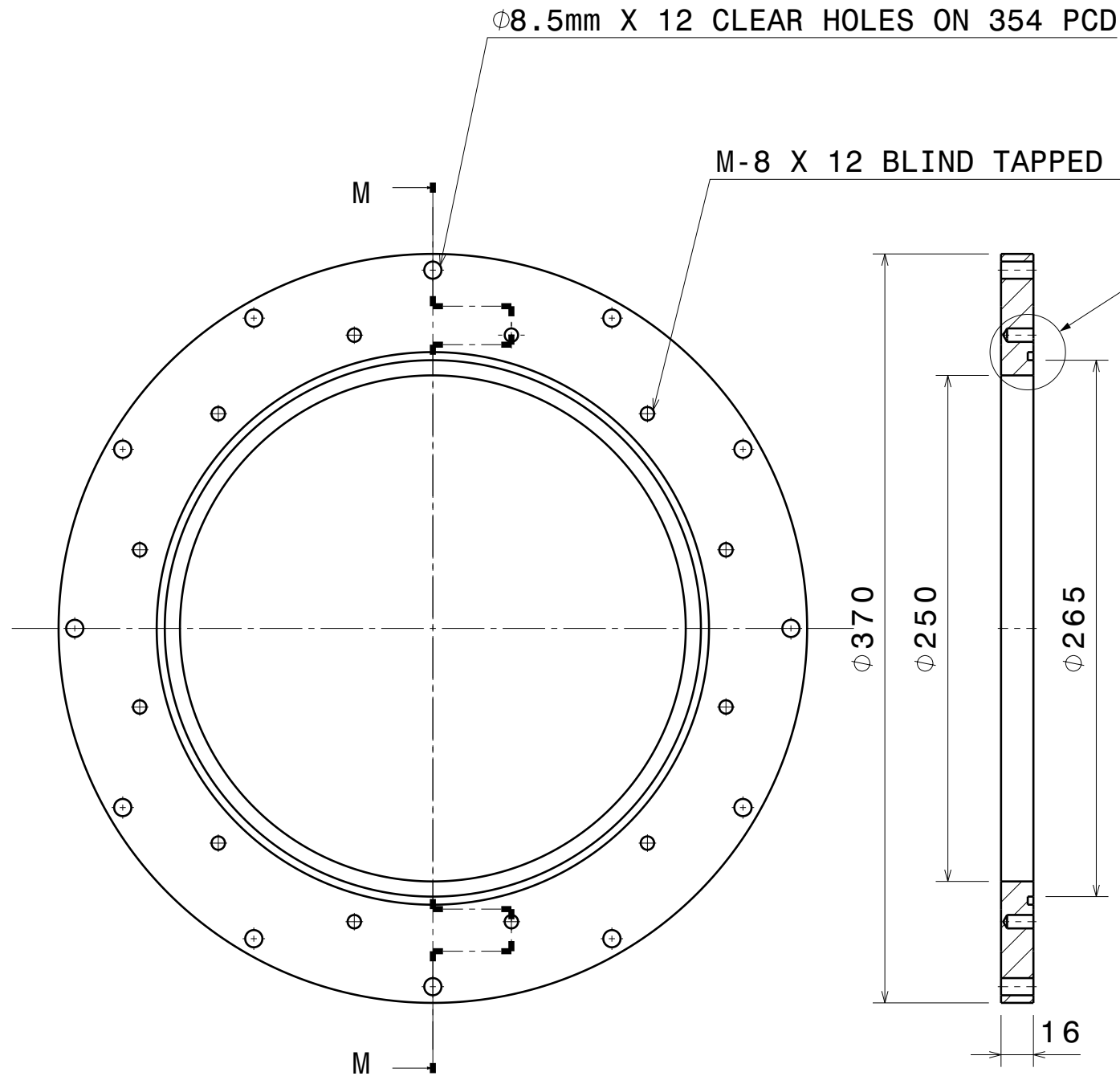
1

4

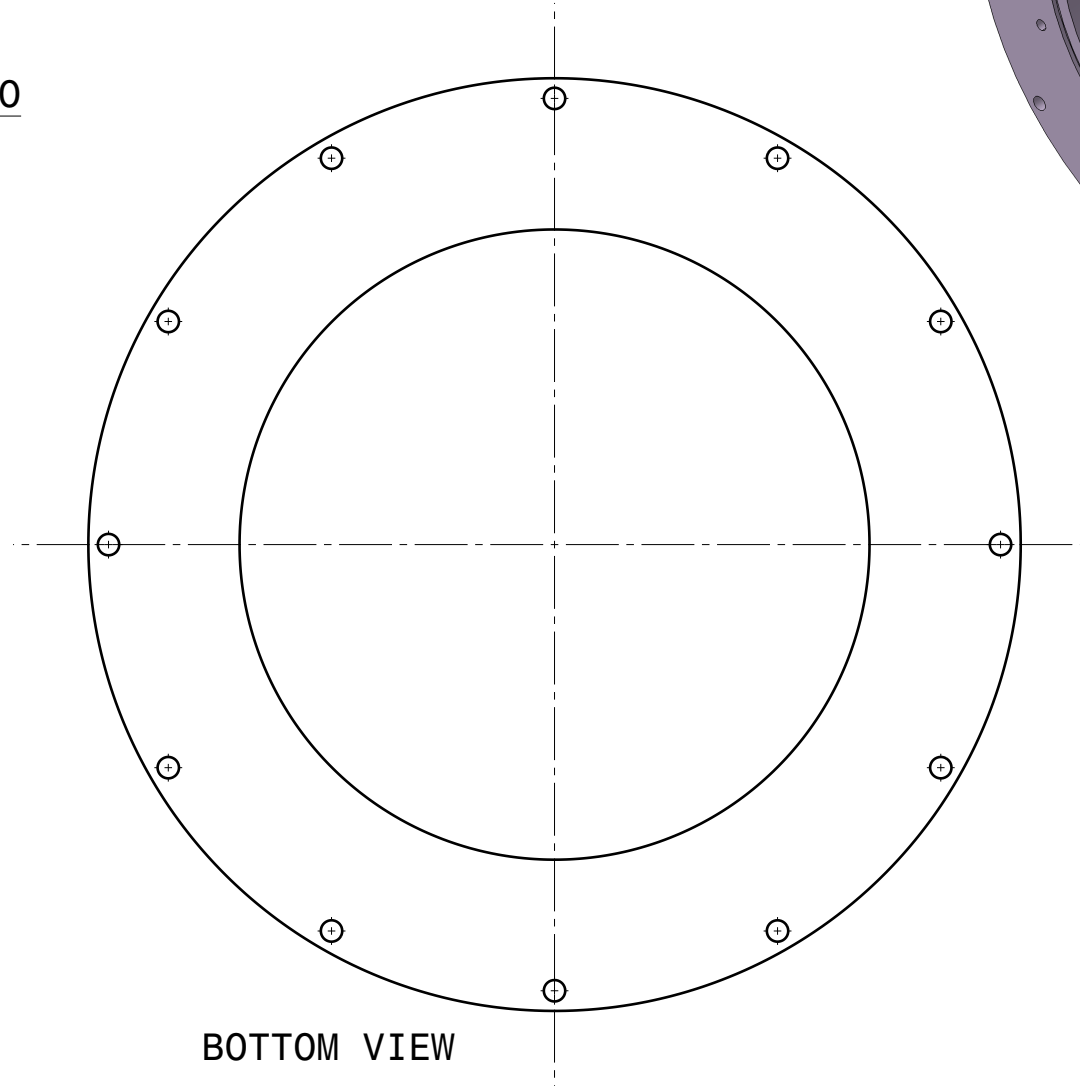
3

2

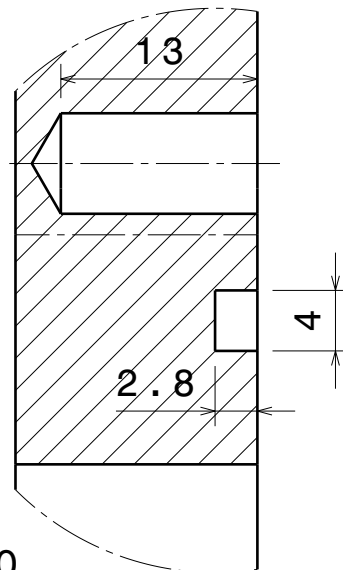

1



Section view M-M



BOTTOM VIEW

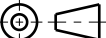


Detail 0

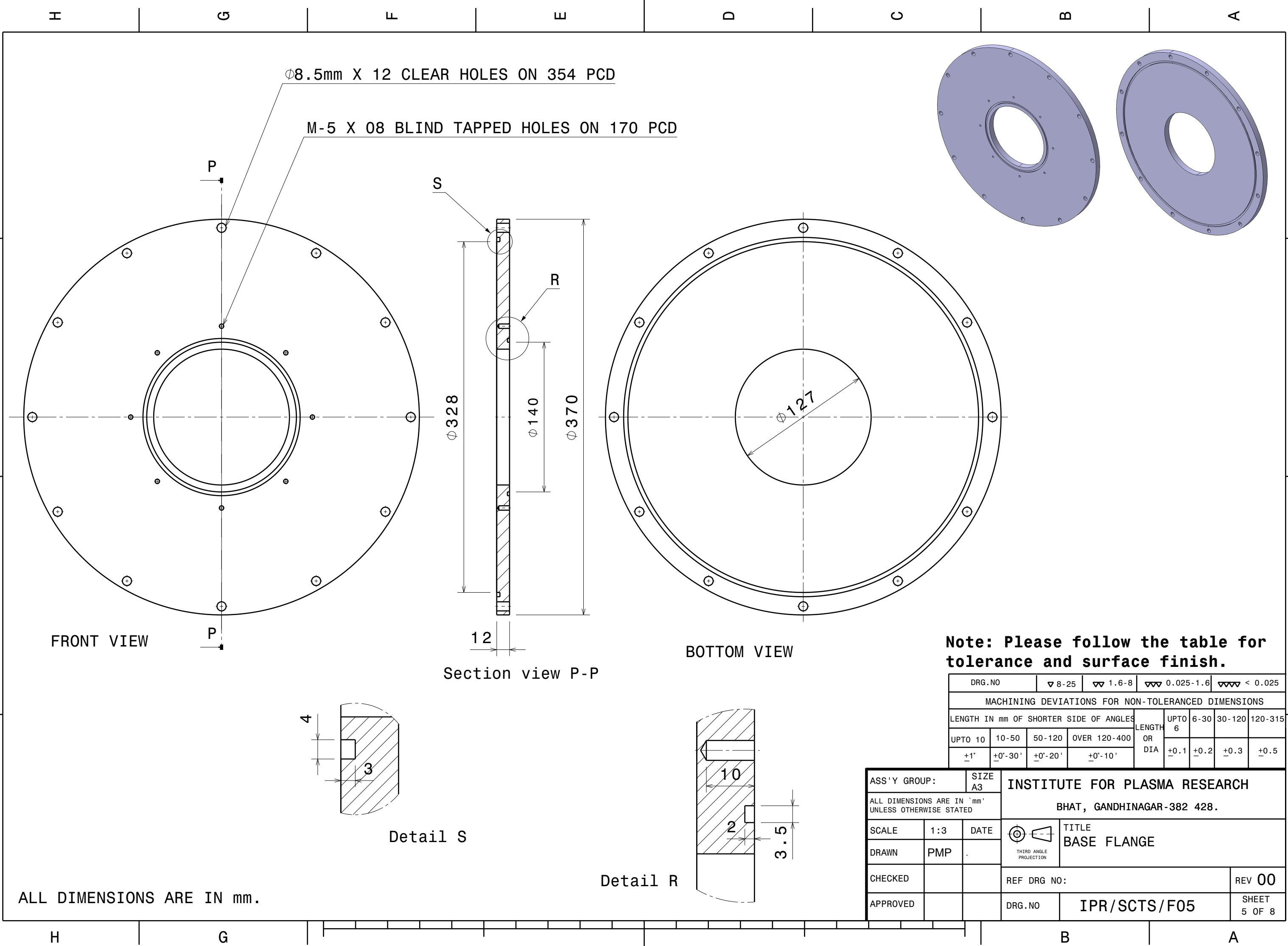
ALL DIMENSIONS ARE IN mm.

**Note: Please follow the table for tolerance and surface finish.**

DRG.NO	▽ 8-25	▽ 1.6-8	▽ 0.025-1.6	▽ < 0.025
MACHINING DEVIATIONS FOR NON-TOLERANCED DIMENSIONS				
LENGTH IN mm OF SHORTER SIDE OF ANGLES				LENGTH OR DIA
UPTO 10	10-50	50-120	OVER 120-400	
±1'	±0'-30'	±0'-20'	±0'-10'	±0.1
				±0.2
				±0.3
				±0.5

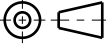
ASS'Y GROUP:		SIZE A3	INSTITUTE FOR PLASMA RESEARCH		
ALL DIMENSIONS ARE IN `mm' UNLESS OTHERWISE STATED			BHAT, GANDHINAGAR-382 428.		
SCALE	1:4	DATE	 THIRD ANGLE PROJECTION	TITLE ADAPTOR FLANGE 250 TO 300	
DRAWN	PMP				
CHECKED			REF DRG NO:		REV 00
APPROVED			DRG.NO	IPR/SCTS/F04	SHEET 4 OF 8

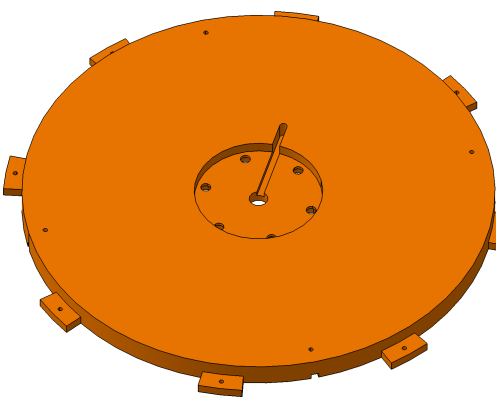
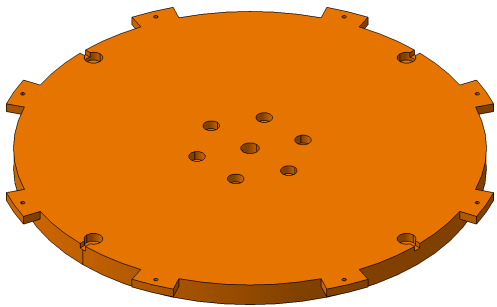
H G F E D C B A



**Note: Please follow the table for tolerance and surface finish.**

DRG.NO		▽ 8-25	▽▽ 1.6-8	▽▽▽ 0.025-1.6	▽▽▽▽ < 0.025			
MACHINING DEVIATIONS FOR NON-TOLERANCED DIMENSIONS								
LENGTH IN mm OF SHORTER SIDE OF ANGLES				LENGTH OR DIA	UPTO 6	6-30	30-120	120-315
UPTO 10	10-50	50-120	OVER 120-400		±0.1	±0.2	±0.3	±0.5
±1°	±0°-30'	±0°-20'	±0°-10'					

ASS'Y GROUP:		SIZE A3	INSTITUTE FOR PLASMA RESEARCH		
ALL DIMENSIONS ARE IN `mm` UNLESS OTHERWISE STATED			BHAT, GANDHINAGAR-382 428.		
SCALE	1:3	DATE	 THIRD ANGLE PROJECTION	TITLE BASE FLANGE	
DRAWN	PMP				
CHECKED			REF DRG NO:		REV 00
APPROVED			DRG. NO	IPR/SCTS/F05	SHEET 5 OF 8

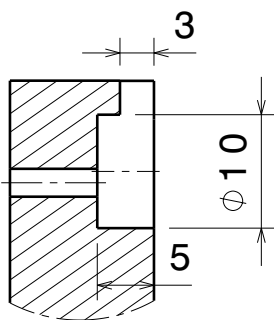


Ø10mm X 5mm DEEP X 04 NOS.  
COUNTERSTEP HOLES ON 234 PCD

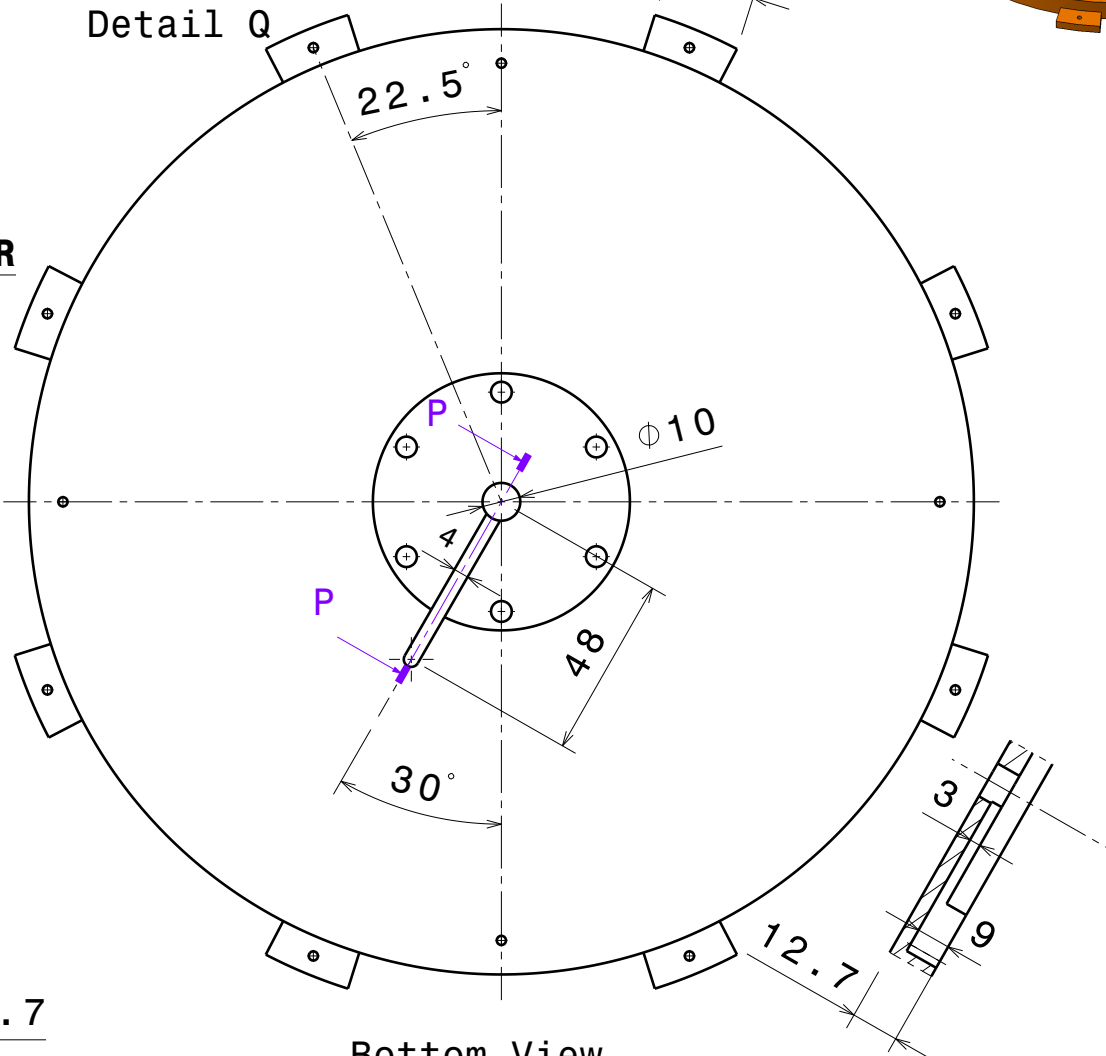
M-3 THROUGH TAPPED  
HOLES ON 232 PCD & IN Ø  
10mm COUNTERSTEPPED HOLE

M-4 X 08 NOS. THROUGH  
TAPPED HOLES ON 260 PCD ON  
THE BRAZZED COPPER LUGS

Ø5.5mm X 06 NOS CLEAR HOLES  
WITH Ø9mm X 5mm DEEP  
COUNTERSTEP HOLES ON 58 PCD



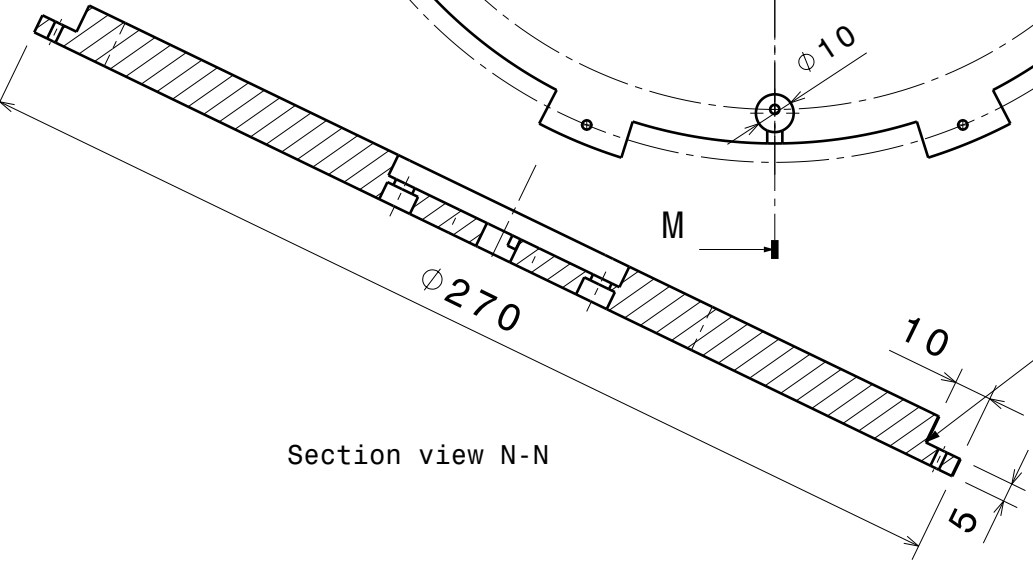
Detail Q



Bottom View

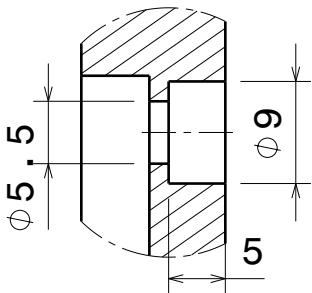
Section view P-P

Section view M-M



Section view N-N

COPPER BRAZING  
TO BE DONE HERE

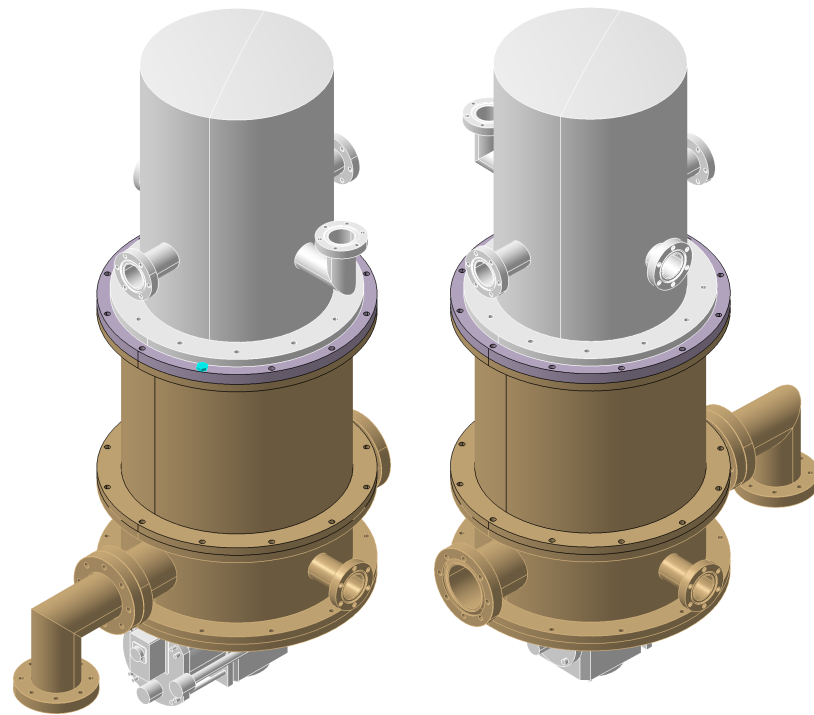
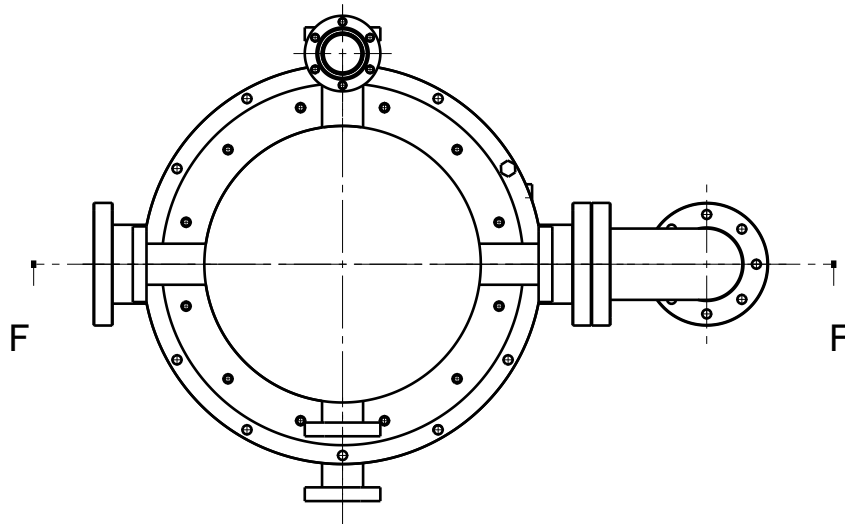


Detail R

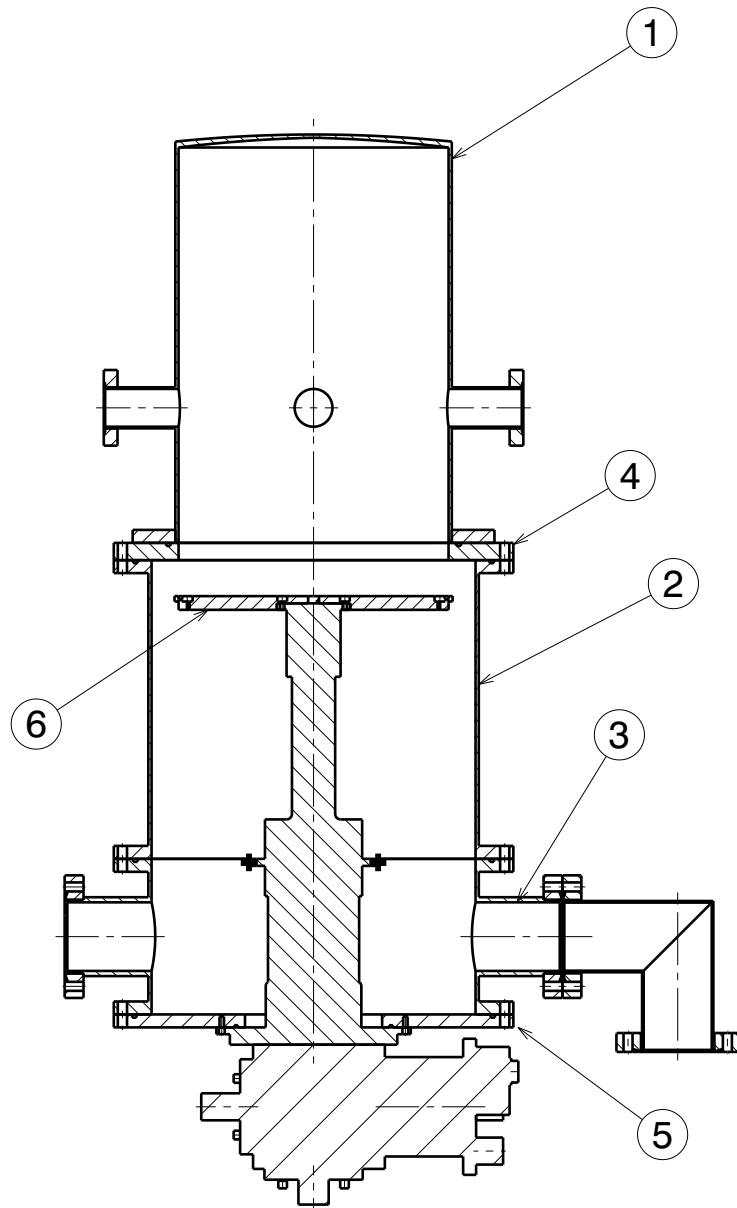
ALL DIMENSIONS ARE IN mm

DRG.NO	▽ 8-25	▽ 1.6-8	▽ 0.025-1.6	▽ < 0.025
MACHINING DEVIATIONS FOR NON-TOLERANCED DIMENSIONS				
LENGTH IN mm OF SHORTER SIDE OF ANGLES				LENGTH OR DIA
UPTO 10	10-50	50-120	OVER 120-400	UPTO 6
±1'	±0'-30'	±0'-20'	±0'-10'	±0.1
				±0.2
				±0.3
				±0.5

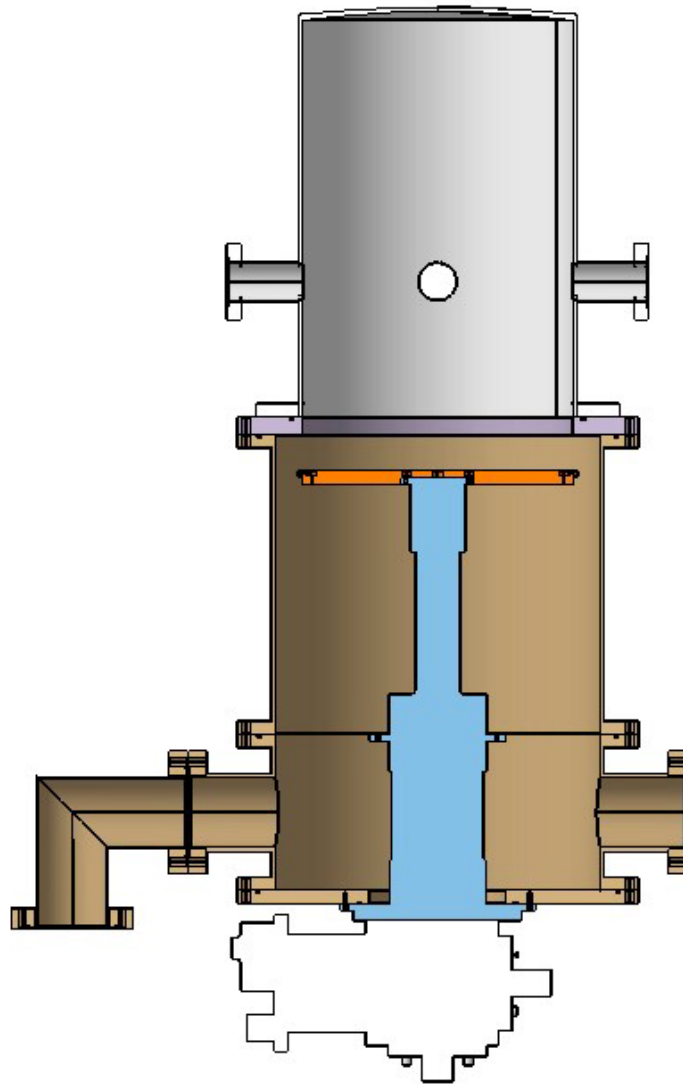
ASS'Y GROUP:	SIZE A3	INSTITUTE FOR PLASMA RESEARCH		
ALL DIMENSIONS ARE IN 'mm' UNLESS OTHERWISE STATED		BHAT, GANDHINAGAR-382 428.		
SCALE	1:2	DATE	TITLE SAMPLE HOLDER	
DRAWN	PMP		THIRD ANGLE PROJECTION	
CHECKED			REF DRG NO:	
APPROVED			REV 00	
			DRG.NO	SHEET 6 OF 6
			IPR/SCTS/F06	



Isometric view



Section view F-F



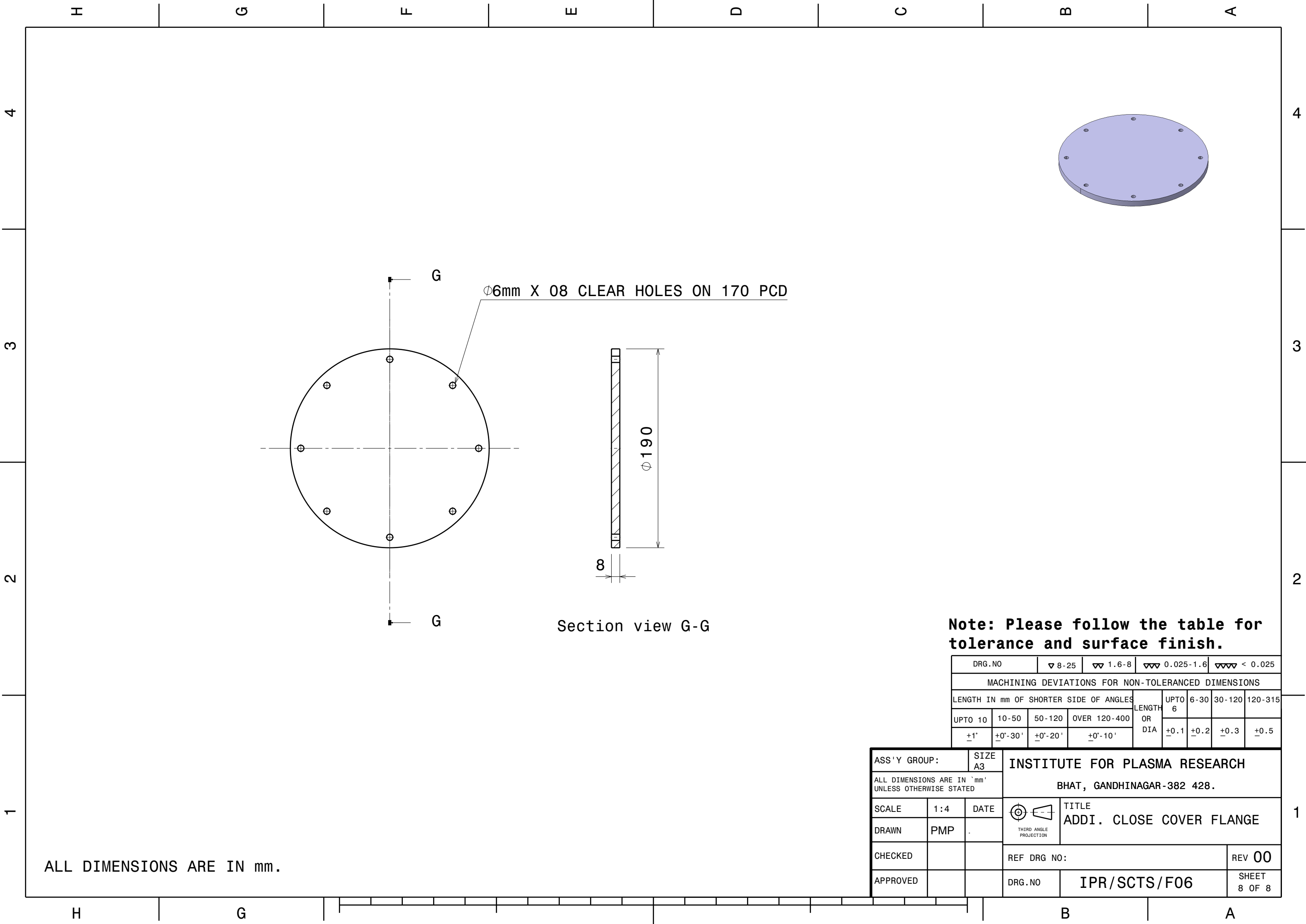
PICTORIAL SECTION VIEW

8	ADDI. CLOSE COVER FLANGE	SS 304	01	NOT MENTIONED IN ASSLY DWG. TO BE MOUNT INSTEAD OF CRYO COOLER
7	CRYO COOLER	- - -	01	FIM AT IPR
6	SAMPLE HOLDER	COPPER	01	
5	BASE FLANGE	SS 304	01	ADDITIONAL CLOSE COVER FLANGE TO BE MOUNTED INSTEAD OF Sr.No. - 7
4	ADAPTOR FLANGE	SS 304	01	
3	300mm BOTTOM VAC. CHAMBER	SS 304	01	
2	300mm VAC. CHAMBER	SS 304	01	
1	ISO 250 VAC. DOME	SS 304	01	
Sr. No.	PART NAME	MATERIAL	QTY. (No.)	REMARKS
BILL OF MATERIAL				

Note: Please follow the table for tolerance and surface finish.

DRG.NO	▽ 8-25	▽▽ 1.6-8	▽▽▽ 0.025-1.6	▽▽▽▽ < 0.025
MACHINING DEVIATIONS FOR NON-TOLERANCED DIMENSIONS				
LENGTH IN mm OF SHORTER SIDE OF ANGLES				LENGTH OR DIA
UPTO 10	10-50	50-120	OVER 120-400	UPTO 6 +0.1 +0.2 +0.3 +0.5
+1'	+0'-30'	+0'-20'	+0'-10'	

ASS'Y GROUP:	SIZE A3	INSTITUTE FOR PLASMA RESEARCH		
ALL DIMENSIONS ARE IN 'mm' UNLESS OTHERWISE STATED		BHAT, GANDHINAGAR-382 428.		
SCALE	1:4	DATE	TITLE SYSTEM ASSEMBLY	
DRAWN	PMP		THIRD ANGLE PROJECTION	
CHECKED			REF DRG NO:	
APPROVED			REV 00	
		DRG.NO	IPR/SCTS/ASSLY	SHEET 7 OF 8

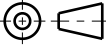


ALL DIMENSIONS ARE IN mm.

Section view G-G

**Note: Please follow the table for tolerance and surface finish.**

DRG.NO		▽ 8-25	▽▽ 1.6-8	▽▽▽ 0.025-1.6	▽▽▽▽ < 0.025			
MACHINING DEVIATIONS FOR NON-TOLERANCED DIMENSIONS								
LENGTH IN mm OF SHORTER SIDE OF ANGLES				LENGTH OR DIA	UPTO 6	6-30	30-120	120-315
UPTO 10	10-50	50-120	OVER 120-400		±0.1	±0.2	±0.3	±0.5
±1'	±0'-30'	±0'-20'	±0'-10'					

ASS'Y GROUP:		SIZE A3	INSTITUTE FOR PLASMA RESEARCH		
ALL DIMENSIONS ARE IN `mm` UNLESS OTHERWISE STATED			BHAT, GANDHINAGAR-382 428.		
SCALE	1:4	DATE	 THIRD ANGLE PROJECTION	TITLE	
DRAWN	PMP			ADDI. CLOSE COVER FLANGE	
CHECKED				REF DRG NO:	
APPROVED			DRG. NO	IPR/SCTS/F06	SHEET 8 OF 8

(This need to be printed in Bidders letter head)

1. Please quote with complete technical details along with technical compliance sheet.
2. Quotation should be submitted in the format given below, else IPR shall not consider the offer by the vendor.

**NAME OF PARTY :** \_\_\_\_\_

**ENQUIRY NO:** \_\_\_\_\_

**QUOTATION No. & DATE :** \_\_\_\_\_

Currency of Quotation: **Indian Rupees**

Sr. No.	Item Description	HSN/SAC Code	Quantity	Unit Rate (Basic)	Packaging & forwarding (P&F)	Applicable GST	Rate (incl P&F and GST)	Total Value
			a	b	c	d	e = b + c + d	f = a * e
1								
2								
3								
4								
5								
6								

Sr. No.	Particular	Remarks
I.	Ex-works / FOR Destination	
II.	Freight	
III.	Insurance	
IV.	Delivery Period	
V.	Payment (IPR terms will apply)	
VI.	Guarantee / Warrantee	
VII.	Validity Period	
VIII.	Discount (if any)	
IX.	Remarks	

Place: Authority Signatory

Date: Company Seal

**Note:**

1. Bidder should submit the copy of GSTIN / ARN Certificate along with the offer
2. Bidder should specify the SUPPLY and SERVICE rates/ charges separately wherever applicable



**Form No: IPR-MFW-01.V1**

**INSTRUCTIONS TO BIDDERS AND TERMS AND CONDITIONS**

1. The Quotation and any order resulting from this enquiry shall be governed by our Conditions of Work Order and Contractor quoting this enquiry shall be deemed to have read and understood the same completely.
2. Where counter terms and conditions have been offered by the Tenderer, the same shall not be deemed to have been accepted by IPR unless our specific written acceptance thereof is obtained.
3. **Quotation:** Quotation should be submitted in the prescribed QUOTATION FORMAT attached with this Enquiry and the same should be submitted in a sealed envelope super-scribing the same with our enquiry No., date, due date and brief description of item on or before the due date. Late/delayed/incomplete/unsigned quotations will not be considered. Envelopes received without Enquiry number, date, due date and brief description of item may be rejected. The quoted prices should be firm for a period of 90 days from due date for placing order. IPR is not bound to accept lowest rate/s. IPR reserves the right to place on one or more parties. The scope of supply includes insurance by the Contractor.
4. **Specifications:** Goods should be offered strictly confirming to our specifications/drawings. Deviation, if any, should be clearly indicated by the contractor in their quotation. The Tenderer should also indicate the Make/Type number of the goods offered and catalogues, technical literature and samples, wherever necessary should accompany the quotation. Clarification/s on drawings should be obtained before submitting quotation.
5. **Terms of Prices:** Quotation should be submitted on door delivery basis without extra charge wherever possible. For quotations on Ex-Works, Ex-godown basis the approximate packing and forwarding charges should be indicated by the contractor. In the case of local contractors, the goods are to be delivered at our stores free of charge.
- 5.1 In respect of tenders on Ex-works basis, in case the tenderer has not mentioned in the offer packing, forwarding and transportation charges for safe delivery up to Purchaser's site, 2% of the price quoted towards packing (in respect of both local and outstation firms), 1% of the basic price quoted towards safe delivery charges in respect of local tenderer and 3% of the basic price quoted towards safe delivery charges in respect of outstation firm will be added for comparison of offers on safe door delivery at Purchaser's site.
- 5.2 Prices are required to be quoted according to the units indicated in the tender form/Enquiry. When Quotations are given in terms of units other than those specified in the tender form, relationship between the two sets of units must be furnished
6. Tender should be free from Correction and Erasures. Corrections, if any, must be attested. All amounts shall be indicated both in words as well as in figures. Where there is difference between amounts quoted in words and figures, amount quoted in words shall prevail. Unsigned quotations will summarily be rejected. If there is a discrepancy between the unit price and total price, unit price shall prevail.
7. IPR shall be under no obligation to accept the lowest or any tender and reserves the right of acceptance of the whole or any part of the tender or portion of the quantity offered and the tenderers shall supply the same at the rate quoted.
8. **Goods & Services Tax (GST):** The details of Taxes/GST and other levies legally applicable and intended to be claimed should be clearly indicated in the tender. Where this is not done, no claim on these accounts would be admissible later.

**a) GST for Goods (IGST/CGST/SGST TAX BENEFITS):**

IPR is entitled to avail tax benefit as per the following notifications issued by Ministry of Finance, Department of Revenue, Government of India:

(1) No: 47/2017-INTEGRATED TAX (RATE) DATED 14/11/17 for IGST

(2) No: 45/2017-CENTRAL TAX (RATE) DATED 14/11/17 for CGST

And,

IPR is entitled to avail tax benefit as per the following notifications issued by Finance Department, Government of Gujarat:

(1) No. 45/2017-STATE TAX (RATE) DATED 15/11/17 for SGST

As per above notifications IPR will bear only 5% IGST for procurement of goods from outside Gujarat & 2.5% CGST and 2.5% SGST (total 5%) for procurement of goods within Gujarat. Vendors are required to charge tax as per these notifications while quoting/supplying the goods. Deviations, (if any) should be clearly mentioned in the quotation/offer.

**Please specify the HSN codes while quoting.**

**b) GST for Services:**

As applicable. **Specify the SAC codes wherever services are involved.**

9. **Delivery Date:** Delivery period is essence of the Contract. Contractor must indicate the firm delivery date by which the goods will be dispatched or delivered by them from the date of our order. Delivery period shall be clearly





प्लाज़्मा अनुसंधान संस्थान  
) भाट, इन्दौरा पुल के पास, गांधीनगर - 382428, गुजरात (भारत)  
**Institute for Plasma Research**

Bhat, Near Indira Bridge, Gandhinagar - 382428, Gujarat (INDIA)

Phone: +91-79-23962000 Fax: +91-79-23962277 Website: www.ipr.res.in



- indicated against each item separately.
10. **Price/ Purchase Preference:** Purchase/Price preference to industries will be given as per the policy of the Government of India in force at the time of evaluation provided their offer is in compliance with the conditions of the policy.
  11. **Liquidated Damages:** The successful Vendor/Bidder should pay liquidated damages @ ½% (half percent) of the total work order value for the delay of each week in the scheduled date of completion of the work envisaged in the Work Order subject to a maximum of 5% (Five percent) of the total Work Order value.
  12. **Inspection:** Goods on its arrival at IPR will be inspected by Stores, and his decision in the matter will be final. However, where the items are required to be inspected at the Contractors Premises, Contractor has to give advance notice regarding readiness of the Goods to enable us to depute our representative for inspection.
  13. **Payment:** Payment will be arranged for accepted goods only within 30 days from the date of receipt of goods at IPR and bills in our accounts section, completed in all respects.
  14. No correspondence will be entertained within 30 days from the date of receipt of good and bills, whichever is later.
  15. **Guarantee:** The Stores offered should be guaranteed for a minimum period of twelve months, from that date of acceptance, against defective Goods, design, workmanship, operation or manufacture. For defects noticed and communicated during the Guarantee period, replacement/rectification should be arranged free of cost within a reasonable period of such notifications. In case where our specifications call for a guarantee period more than 12 months specifically, then such a period shall apply.
  16. **Performance Bank Guarantee:** If demanded by IPR, the successful bidder will have to furnish Performance Bank Guarantee for 10% of the order value (basic price) from a Nationalized/Scheduled Bank/State Bank of India, valid throughout the Guarantee/Warranty period. The scheduled banks approved by IPR are Axis Bank, HDFC Bank, ICICI Bank and IDBI Bank. Bank Guarantees submitted other than from banks approved by IPR will not be accepted.
  17. **Security Deposit:** If demanded the successful Bidder will have to furnish to the Purchaser an interest free security deposit for 10% (Ten percent) of the order value in the form of Bank Guarantee of an equivalent amount from a nationalized/ scheduled Bank/State Bank of India within 15 days from the date of work order and the said Guarantee should be valid till the goods are accepted by IPR. The scheduled banks approved by IPR are Axis Bank, HDFC Bank, ICICI Bank and IDBI Bank. Bank Guarantees submitted other than from banks approved by IPR will not be accepted. The Security deposit shall be forfeited in case the selected Bidder does not start the work within the time limit specified or fail to complete the work within the stipulated delivery period or fail to comply with any of the terms and conditions in the work order. On successful completion of scope of work and its acceptance by IPR, Contractor should send a letter requesting return of the original BG.
  18. The Contractor shall at all times indemnify the purchase against all claims which may be made in respect of the stores for infringement of any right protected by Patent Registration of design or Trade Mark and shall take all risk of accidents or damage, which may cause failure of supply from whatever cause arising and the entire responsibility for sufficiency of all means used by him for the fulfilment of the contract.
  19. **Free Issue Material (FIM):** Successful tenderer will have to arrange insurance showing beneficiary as "Institute for Plasma Research" at their risk and cost towards adequate security for the materials/property provided/issued by the Purchaser as Free Issue Material for the due execution of the contract.
  20. The Director, IPR reserves the right to accept or reject any quotations fully or partly or to cancel the enquiry without assigning any reason.
  21. **Jurisdiction:** The contract shall be governed by the Laws of India for the time being in force. The Courts of Gandhinagar only shall have jurisdiction to deal with and decide any legal or dispute arising out of this Contract.